

UX / Ui Diploma

UX

20 HR

UI ADOBE XD

20 HR

Figma

15 HR

Final Project

20 HR

Estimated Time

75 HR



UX [User Experience]

Analysis & Consumer Behavior

UX Full Track



FRD [Function Requerment Description]



WorkFlow



Skectching [Design Thinking]



Low Fidelity & High Fidelity Prototype



user interface (UI) design patterns can speed up your design processes



organize content to achieve maximum usability



ensure minimal effort is required from the user when moving through the user interface



simplify data entry and reduce errors



enhance the user experience of a user interface



Analyzing the YouTube Website on Design Pattern Use



Exercise to Understand the Design Patterns of Facebook



Analysis of Design Pattern Use in the EBay Website



HCI [Human Computer Interaction]



User Research – Methods and Best Practices



Emotional Design — How to Make Products People Will Love



Mobile User Experience (UX) Design



Authorized Training Center

AUTODESK Authorized Academic Partner





UI [user interface]

visual design

Adobe XD CC

Design + Prototyping

UI Full Track



Basic Tools

- Creating Artboards
- Lines & Shapes
- Adding Text
- Borders, Fills & Shadows
- The Pen Tool



Advanced Tools


- Importing & Masking Images
- Importing SVG Files
- Combining Shapes
- Aligning & Positioning Objects
- The Repeat Grid Tool




Design Assets

- Menu Icon
- Location Icon
- Select Icon
- Search Icon


 Options Icon

 Navigation


 Tags


 Search Icon


 Prototyping

 Linking Screens & Transitions


 Exporting Assets

 Sharing Prototypes

 Creating and editing vector shapes

 Using symbols with text and image overrides


 Visually repeating elements with the new Repeat Grid

 Using the new Assets panel to manage colors and character styles


 Creating and consuming bitmaps and vectors from CC Libraries

 Bringing files for Photoshop, Illustrator, and Sketch


 Extending the power of XD using great plugins

 Sharing symbols across files, with text and image overrides

 Resizing multiple elements with responsive resize

 Creating a responsive website

 Mobile Design



Figma

Design + Prototyping

UI Full Track



Basic Tools

- How to design within Figma
- How to create an app
- The importance of color theory
- How to animate in Figma
- The principles of User Interface Design and Prototyping
- How to use Figma and its tools
- The principles of forms, buttons, and plugins
- Auto Layout
- Figma Component
- Figma Variants
- Interactive Components With Figma
- Figma Plugins | How to Install
- Smart Animate and Figma Motion
- Boolean and Variants



Organizing Project



Final Project [Mobile App - Web Site - Dashboard]



Authorized Training Center

AUTODESK
Authorized Academic Partner

